



**Global D  
Therapeutic  
arsenal**

*twinkon*<sup>®</sup> 4


In-Kone<sup>®</sup> UNIVERSAL

In-Kone<sup>®</sup> PRIMO

3.0 implant

**Implants with subcrestal shoulder**

The prosthesis





## Partner for your surgery

---

**Global D** is a French company which specialises in the design, manufacture and supply of **high quality medical devices** for maxillofacial and pre-implant surgery, orthodontics and dental implantology.

We are passionate about what we do, and we develop **close relationships** with our customers. In addition to our products, which we develop in close collaboration with experienced surgeons, we support all our users in developing their skills. With this in mind we have set up a large network of colleagues, and we offer a variety of events, meetings and training courses to give our customers the opportunity to **share their knowledge**.

We also make every effort to ensure the **professionalism** and **expertise of our teams**, who are responsible for providing advice and service to the surgeons who use our products.

With the remarkable synergy between our areas of activity, we provide high added value in terms of expertise in the field of bone surgery devoted to facial harmony and an attractive smile.



# Global D therapeutic arsenal Implants with subcrestal shoulder

## The prosthesis

### Ranges of prostheses p.4

#### In-Kone® prosthetic range p.6

Key principles p.6

Tightening of prosthetic components p.7

Healing screws p.8

#### Range of components p.11

Cement-retained prosthesis p.11

Single screw-retained prosthesis p.16

Multiple screw-retained prosthesis p.18

Stabilisation of removable prosthesis p.23

Prosthesis instruments p.26

#### The 3.0 implant prosthetic range p.28

Indications p.28

Concept p.29

Range of components p.31

#### The twinkon® 4 prosthetic range p.34

Indications p.34

Key principles p.35

Range of components p.36

#### Technical information p.38

TA6V ELI medical titanium alloy, the material of choice for implantology p.38

The prosthetic connection at the heart of the implantable device p.40

#### References p.42

**All prosthetic components as well as ancillary shown here must be cleaned and sterilized before use accordingly to the protocol described in the instructions for use.**

The products shown are Medical Devices and as such bear the CE mark in compliance with Directive 93/42/EEC. In France, these devices are not subject to the social security reimbursement scheme.

The medical devices shown may not be available for sale in all countries. If you require any further information please contact the Global D sales department.

Please read the instructions before use. If in doubt, please contact the Global D sales department.

Our instructions for use are digital. Please refer to the QR code and the URL link shown on the device label.

For the attention of users

Please follow the instructions for use enclosed with the device.

Global D shall not be liable for any failure to comply with its recommendations.

The system of restorations supported on Global D implants must only be used by practitioners who have been trained in implant surgery and prosthetic restoration on implants.

The functionality of the system is only guaranteed if all parts used are original manufactured parts.

Any non-certified "copy" from a manufacturer other than Global D invalidates the right to make any claim in the event of any malfunction of the system.

The user must check thoroughly that new or re-used components are in good condition before inserting them in the mouth.

The user is responsible for checking that the ancillary equipment operates correctly before each surgery.

It is the user's responsibility to maintain and sterilise all equipment in accordance with usual practice and the applicable regulations.

The user is also responsible for replacing re-usable instruments considered to be defective or unsuitable for correct use of the equipment.

Note: the herbelow In-Kone® UNIVERSAL programme refers to the In-Kone® UNIVERSAL SA2 references

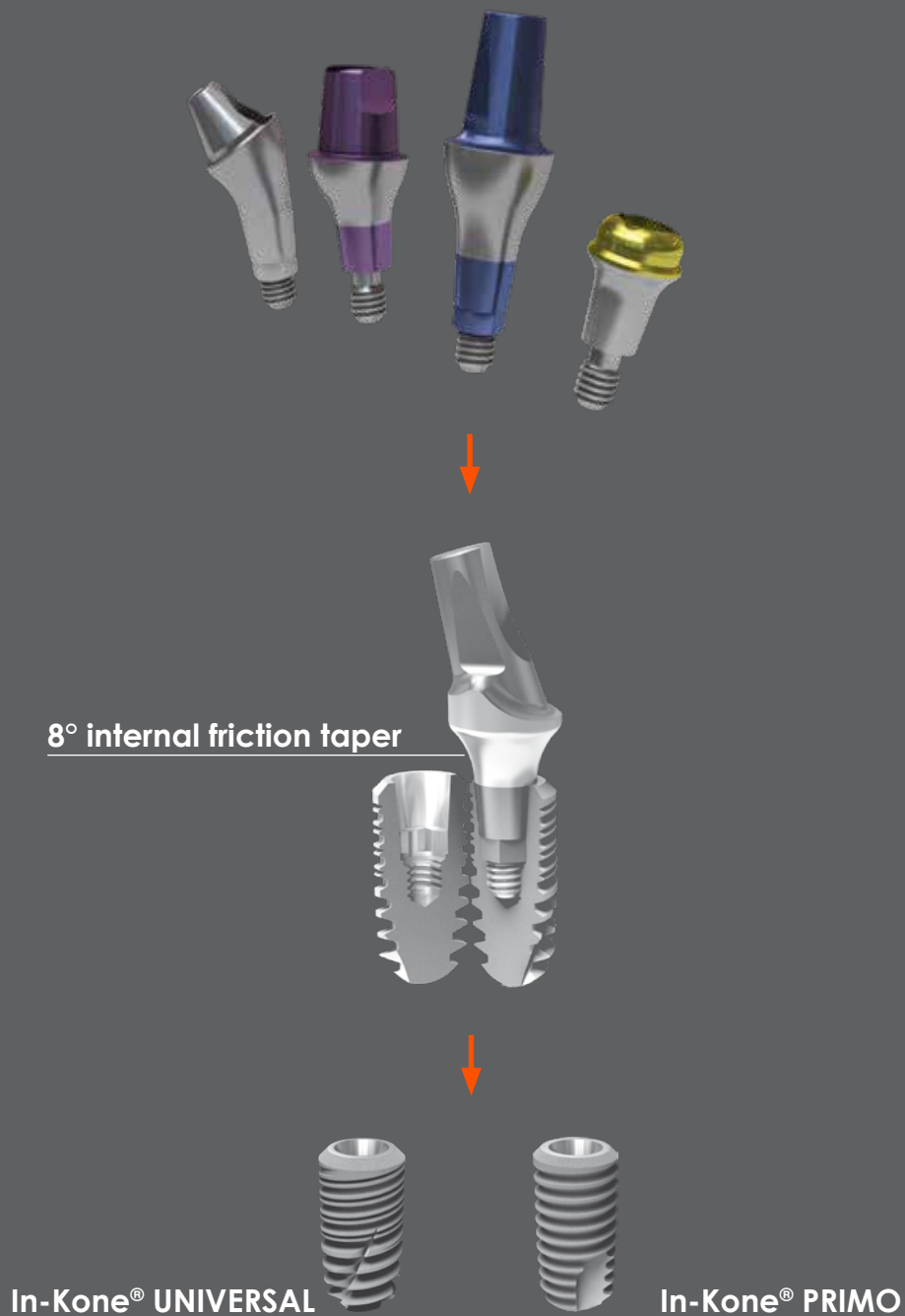
## Ranges of prostheses

### Implants with subcrestal shoulder

In-Kone<sup>®</sup>, 3.0<sup>®</sup> and twinKon<sup>®</sup> 4 implants all have a conical prosthetic interface and a cervical shoulder enabling to reduce the risks of mechanical constraints at the bone level. Each implant has its own range of prosthetic parts as indicated below. They allow to answer the majority of clinical situations.



## Correspondence between Implants and Prosthetic Ranges

### In-Kone<sup>®</sup> range of prosthesis




3.0 implant range of prosthesis

twinkon<sup>®</sup> 4 range of prosthesis



5° internal morse taper

5° external morse taper



3.0 implant


twinkon<sup>®</sup> 4



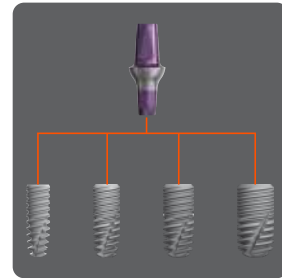


# In-Kone® range of prosthesis

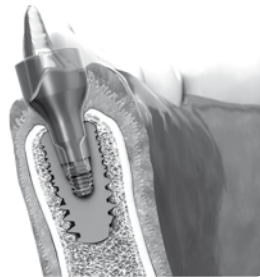
Key principles of the In-Kone® prosthesis



Common  
prosthetic range



Unique connection for  
d= 3.5 / 4.0 / 4.5 / 5.0 mm



Healing screw slightly  
oversized (d= +0.1mm)



Aesthetic concave  
emergence profiles

## Signature of the emergence profile

1. A signature adapted to tissue profiles



2. Colour coding and laser marking on screw heads

















3. Easy-to-read correspondences between screws and standard components



ref. DVCICI5H4

ref. DFMPDVINK5H4

## Tightening of prosthetic components

	Healing screw	Temporary titanium abutment	Profiled abutment	Standard abutment	Short abutment	Direct implant hybrid cylinder	Titanium base	Straight conical abutment 0°	Angled conical abutment	Hybrid cylinder for conical abutment	Ball attachment	Locator®	0° conical abutment fixing screw	screw for QUATTRO burnable & titanium abutment
														
<b>Indication</b>														
Single	■	■	■	■	■	■	■							
Multiple	■		■	■	■			■	■	■				
<b>Restoration</b>														
Cement-retained			■	■	■	■	■							
Screw-retained		■				■	■	■	■	■				
Removable								■	■	■	■	■		
<b>Torque</b>	Manual or 10 N.cm	15 N.cm	15 N.cm	15 N.cm	15 N.cm	15 N.cm	15 N.cm	20 N.cm	15 N.cm	15 N.cm	20 N.cm	20 N.cm	10 N.cm	10 N.cm

Locator® is a trademark. Part manufactured by ZEST ANCHORS CE 0473



# Range of components

## Healing screws



Periodontal Height	Height	d= 4.0	d= 5.0	d= 6.5
1.5 mm	flat	DVCICI4H1.5	DVCICI5H1.5	DVCICI6.5H1.5
1.5 mm	high	DVCIHCI4H1.5	DVCIHCI5H1.5	DVCIHCI6.5H1.5
2.2 mm	flat	DVCICI4H2.2	DVCICI5H2.2	DVCICI6.5H2.2
2.2 mm	high	DVCIHCI4H2.2	DVCIHCI5H2.2	DVCIHCI6.5H2.2
3 mm	flat	DVCICI4H3	DVCICI5H3	DVCICI6.5H3
3 mm	high	DVCIHCI4H3	DVCIHCI5H3	DVCIHCI6.5H3
4 mm	flat	DVCICI4H4	DVCICI5H4	DVCICI6.5H4
4 mm	high	DVCIHCI4H4	DVCIHCI5H4	DVCIHCI6.5H4
5 mm	flat	DVCICI4H5	DVCICI5H5	DVCICI6.5H5
5 mm	high	DVCIHCI4H5	DVCIHCI5H5	DVCIHCI6.5H5
7 mm	flat	DVCICI4H7	DVCICI5H7	
7 mm	high	DVCIHCI4H7	DVCIHCI5H7	

NB: Cover and healing screws are for single use. They may be screwed manually using a 1.2 mm hexagonal screwdriver (hex. wrench ref. DCM1.2C / DCM1.2 / DCM1.2L).

If using a torque wrench, the maximum recommended torque is 10N.cm.

## Hex wrenches



## Impression copings

### Direct implant impression coping

<b>Direct implant impression coping</b>	Short Pick-up + screw DTCPICVCI*	Long Pick-up + screw DTLPICVCI*	Pick-up without screw DTDCPICCI	Long Pick-up without screw DTDLPICCI
<b>Screw only</b>	DVTCPICCI	DVTLPICCI		
<b>Height</b>	17.2 mm	19.7 mm	9 mm	13.7 mm

\* Important: Manual screwing (or 10 N.cm max.)

### Hex wrenches



DCM1.2C

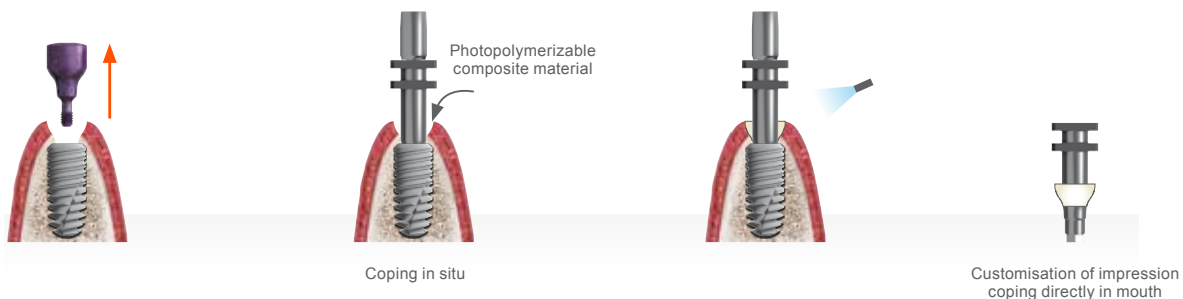


DCPOPC



DCPOPC-L

### Customisation of impression coping directly in mouth



## 2 in 1 digital impression copings

**Global D digital impression copings** can be used with both intraoral cameras for taking optical impressions in the mouth and flatbed scanners for digitising master models in the laboratory. They are made from anodised titanium and can generally be used without powdering.

The digital impression copings can be used for all our CAD/CAM solutions. The interfaces are included in the main CAD software on the market. Our libraries are available on request.

The impression copings of the In-Kone® range are available in a **direct implant indexed version** (with or without screw) for designing and making customised pillar abutments.



Range	Reference		Description
In-Kone® implants (Single)	DTNVINK		Titanium digital impression coping for In-Kone® implants, screw-retained + screw
	DTNDINK		Titanium digital impression coping for In-Kone® implants, monobloc

## Implant analog

**NB:** The latest version of In-Kone® Implant analogs (groove on the flat part) can be used on printed models.



DACI

## Temporary abutments


Torque: 15 N.cm

Periodontal height (g)	1.5 mm	3.0 mm
Reference	DFMPVCIH1.5	DFMPVCIH3


These temporary restoration abutments are used only with single or multi-unit restorations that are not splinted.

# Cement-retained prosthesis


In-Kone® UNIVERSAL




In-Kone® PRIMO



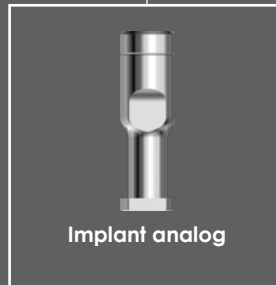
Pick-up impression coping  
Short/long



Pick-up impression coping  
without screw  
Short/long



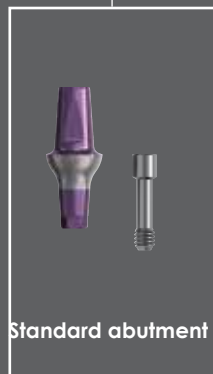
Digital impression coping  
with or without screw




Implant analog




Short abutment



Standard abutment



Scalloped  
abutment



Base







Pre-milled  
blank

## Standard abutments

Standard abutments are designed for most cement-retained prosthesis indications. Their convex collar gives the lab the option of retouching the collar in the vestibular plan.



Torque: 15 N.cm

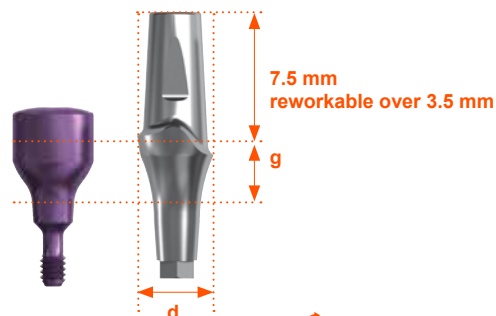
	Periodontal height (g)	Emergence diameter (d)		
		d= 4.0	d= 5.0	d= 6.5
 0°	1.5	DFMLTDVCI4H1.5	DFMLTDVCI5H1.5	DFMLTDVCI6.5H1.5
	2.2	DFMLTDVCI4H2.2	DFMLTDVCI5H2.2	DFMLTDVCI6.5H2.2
	3.0	DFMLTDVCI4H3	DFMLTDVCI5H3	DFMLTDVCI6.5H3
	4.0	DFMLTDVCI4H4	DFMLTDVCI5H4	DFMLTDVCI6.5H4
	5.0	DFMLTDVCI4H5	DFMLTDVCI5H5	DFMLTDVCI6.5H5
	7.0	DFMLTDVCI4H7	DFMLTDVCI5H7	
 7°	1.5	DFMLTAVCI4-7H1.5	DFMLTAVCI5-7H1.5	DFMLTAVCI6.5-7H1.5
	2.2	DFMLTAVCI4-7H2.2	DFMLTAVCI5-7H2.2	DFMLTAVCI6.5-7H2.2
	3.0	DFMLTAVCI4-7H3	DFMLTAVCI5-7H3	DFMLTAVCI6.5-7H3
	4.0	DFMLTAVCI4-7H4	DFMLTAVCI5-7H4	DFMLTAVCI6.5-7H4
	5.0	DFMLTAVCI4-7H5	DFMLTAVCI5-7H5	DFMLTAVCI6.5-7H5
	7.0		DFMLTAVCI5-7H7	
 15°	1.5	DFMLTAVCI4-15H1.5	DFMLTAVCI5-15H1.5	DFMLTAVCI6.5-15H1.5
	2.2	DFMLTAVCI4-15H2.2	DFMLTAVCI5-15H2.2	DFMLTAVCI6.5-15H2.2
	3.0	DFMLTAVCI4-15H3	DFMLTAVCI5-15H3	DFMLTAVCI6.5-15H3
	4.0	DFMLTAVCI4-15H4	DFMLTAVCI5-15H4	DFMLTAVCI6.5-15H4
	5.0	DFMLTAVCI4-15H5	DFMLTAVCI5-15H5	DFMLTAVCI6.5-15H5
	7.0		DFMLTAVCI5-15H7	
 23°	1.5	DFMLTAVCI4-23H1.5	DFMLTAVCI5-23H1.5	DFMLTAVCI6.5-23H1.5
	2.2	DFMLTAVCI4-23H2.2	DFMLTAVCI5-23H2.2	DFMLTAVCI6.5-23H2.2
	3.0	DFMLTAVCI4-23H3	DFMLTAVCI5-23H3	DFMLTAVCI6.5-23H3
	4.0	DFMLTAVCI4-23H4	DFMLTAVCI5-23H4	DFMLTAVCI6.5-23H4
	5.0	DFMLTAVCI4-23H5	DFMLTAVCI5-23H5	DFMLTAVCI6.5-23H5
	7.0		DFMLTAVCI5-23H7	

## Hex wrenches






## Scalloped abutments

Created to meet aesthetic demands, scalloped abutments have been designed to accommodate the periodontal environment. The anatomical design of the shoulder has been designed for asymmetrical mucosal profiles, when the palatine thickness is not in line with the vestibular area.



Torque: 15 N.cm

	Periodontal height (g)	Emergence diameter (d)		
		d= 4.0	d= 5.0	d= 6.5
 <b>0°</b>	1.5	DFMPDVINK4H1.5	DFMPDVINK5H1.5	DFMPDVINK6.5H1.5
	2.2	DFMPDVINK4H2.2	DFMPDVINK5H2.2	DFMPDVINK6.5H2.2
	3.0	DFMPDVINK4H3	DFMPDVINK5H3	DFMPDVINK6.5H3
	4.0	DFMPDVINK4H4	DFMPDVINK5H4	DFMPDVINK6.5H4
 <b>7°</b>	1.5	DFMPAVINK4-7H1.5	DFMPAVINK5-7H1.5	
	2.2	DFMPAVINK4-7H2.2	DFMPAVINK5-7H2.2	
	3.0	DFMPAVINK4-7H3	DFMPAVINK5-7H3	
	4.0	DFMPAVINK4-7H4	DFMPAVINK5-7H4	
 <b>15°</b>	1.5	DFMPAVINK4-15H1.5	DFMPAVINK5-15H1.5	DFMPAVINK6.5-15H1.5
	2.2	DFMPAVINK4-15H2.2	DFMPAVINK5-15H2.2	DFMPAVINK6.5-15H2.2
	3.0	DFMPAVINK4-15H3	DFMPAVINK5-15H3	DFMPAVINK6.5-15H3
	4.0	DFMPAVINK4-15H4	DFMPAVINK5-15H4	DFMPAVINK6.5-15H4

## Hex wrenches



DCM1.2C



DCM1.2



DCM1.2L









## Short abutments

Short abutments are recommended for the posterior sector, especially in cases of single or non-splinted multiple edentation. They are available in straight or angled (7 and 15°) versions and are not indexed. They are placed directly in the mouth. The anti-rotation effect is achieved by tightening the screw to 15 N.cm. A direct impression is made using the transfer cap specifically designed for this purpose, into which the abutment Analog will be placed. Its use reduces the number of manipulations performed inside the mouth.



Torque: 15 N.cm

	Periodontal height (g)	Emergence diameter (d)= 4.0 Crown height (h)= 6.0	Emergence diameter (d)= 5.0 Crown height (h)= 4.0
 0°	1.5	DFMCRVCI4H1.5	DFMCRVCI5H1.5
	3.0	DFMCRVCI4H3	DFMCRVCI5H3
	5.0	DFMCRVCI4H5	DFMCRVCI5H5
 7°	1.5	DFMCARVCI4-7H1.5	DFMCARVCI5-7H1.5
	3.0	DFMCARVCI4-7H3	DFMCARVCI5-7H3
	5.0	DFMCARVCI4-7H5	DFMCARVCI5-7H5
 15°	1.5	DFMCARVCI4-15H1.5	DFMCARVCI5-15H1.5
	3.0	DFMCARVCI4-15H3	DFMCARVCI5-15H3
	5.0	DFMCARVCI4-15H5	DFMCARVCI5-15H5

	Crown height (h)	Emergence diameter (d)	
		d= 4.0	d= 5.0
 Protective cap*	4	DCCFMCCI4H4	DCCFMCCI5
	6	DCCFMCCI4H6	
 Impression cap		DCCPFMCCI4	DCCPFMCCI5
 Abutment analog	4	DAFMCH4	DAFMCCI
	6	DAFMCH6	

\* Implantation under 30 days

## Hex wrenches



## Titanium bases

Global D titanium bases are designed for making custom zirconia abutments. The custom part is brought back to the base by bonding. Those bases can also be used by the laboratory for designing single screw-retained prostheses, using conventional or digital techniques, which are then bonded onto the base.

### Diameter 3.8 mm

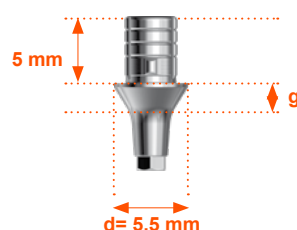
Reworkable over 2mm



Torque: 15 N.cm

### Diameter 5.5 mm

Reworkable over 2mm



Torque: 15 N.cm

	Periodontal height (g)	d= 3.8
	2	DEVCi3.8H2
	3.0	DEVCi3.8H3
	4.0	DEVCi3.8H4

	Periodontal height (g)	d= 5.5
	1.5	DEVCi5.5H1.5
	2.2	DEVCi5.5H2.2
	3.0	DEVCi5.5H3
	4.0	DEVCi5.5H4



Extractors and abutment drivers are different for d= 5.5 mm bases, see page 26.  
Use the DCM1.2H screwdriver\*

## Original Global D pre-milled blanks

Designed and manufactured in-house, Global D pre-milled blanks are compatible with the patented S3DEL\*\* set-up and WorkNC Dental software, ensuring our connection systems work together. They enable customised titanium abutments to be made by the laboratory, with the connections guaranteed to comply with our industrial machining specifications.

\*\* list of available machines available on request.

Reference		Description
DLABPMVINK		In-Kone® S3DEL pre-milled blank



Torque: 15 N.cm

## Hex wrenches



DCM1.2C



DCM1.2

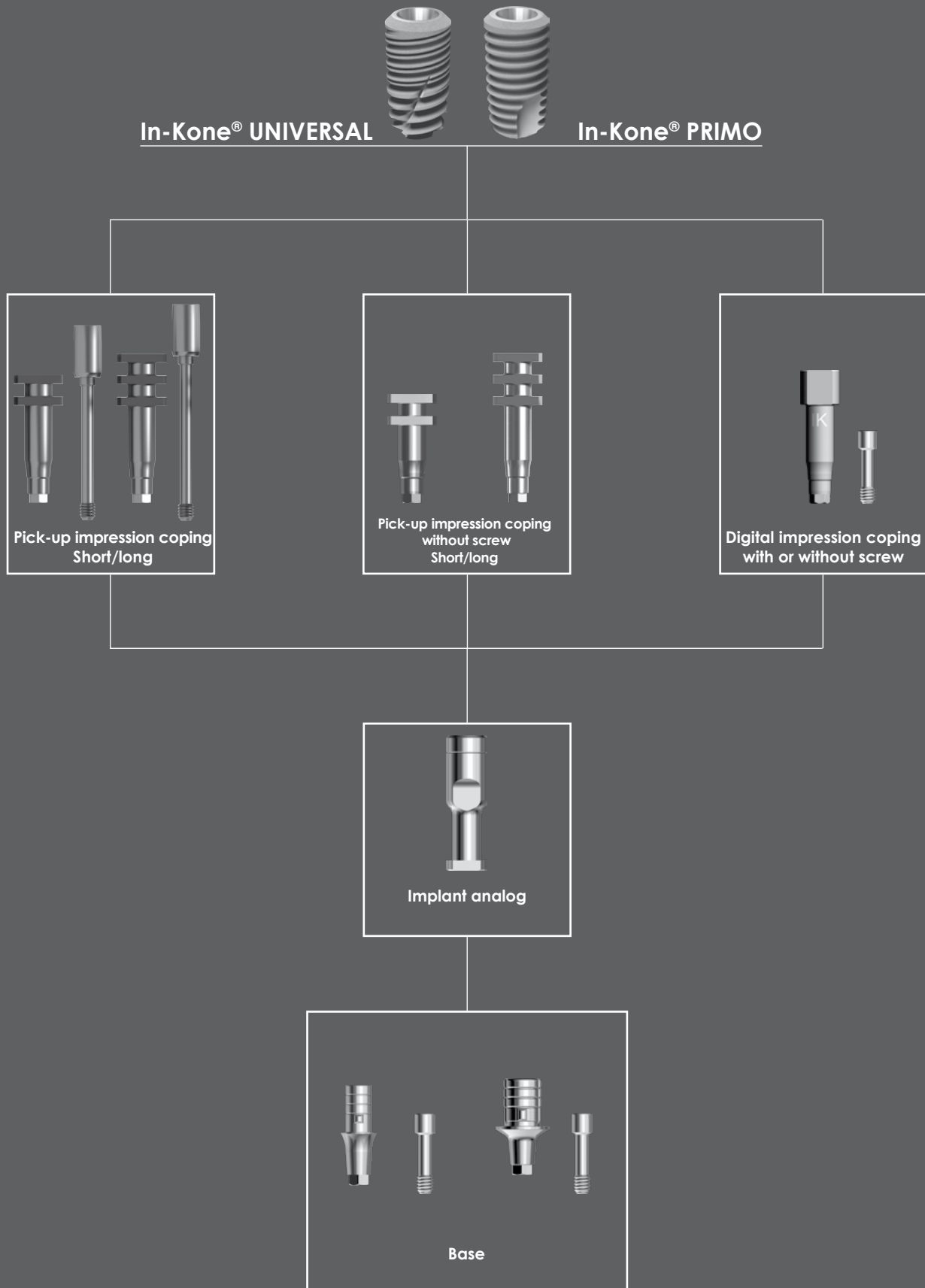


DCM1.2L



\*DCM1.2H

# Single screw-retained prosthesis

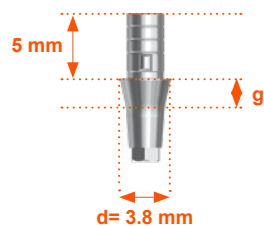


## Titanium bases

Global D titanium bases are designed for making custom zirconia abutments. The custom part is brought back to the base by bonding. These bases can also be used by the laboratory for designing single screw-retained prostheses, using conventional or digital techniques, which are then bonded onto the base.

### Diameter 3.8 mm

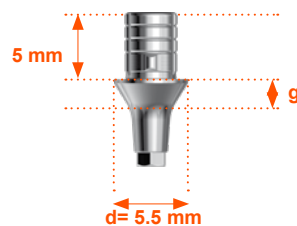
Reworkable over 2mm



Torque: 15 N.cm

### Diameter 5.5 mm

Reworkable over 2mm



Torque: 15 N.cm

	Periodontal height (g)	d = 3.8
	2	DEVC13.8H2
	3.0	DEVC13.8H3
	4.0	DEVC13.8H4

	Periodontal height (g)	d = 5.5
	1.5	DEVC15.5H1.5
	2.2	DEVC15.5H2.2
	3.0	DEVC15.5H3
	4.0	DEVC15.5H4



Extractors and abutment drivers are different for d = 5.5 mm bases, see page 26.  
Use the DCM1.2H screwdriver\*

## Hex wrenches



DCM1.2C



DCM1.2



DCM1.2L



\*DCM1.2H

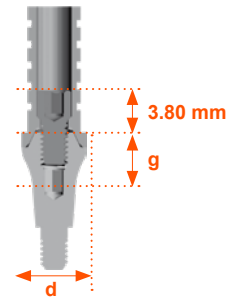
# Multiple screw-retained prosthesis



## Straight conical abutments 0°

Straight conical abutments are indicated for screw-retained bridges and barretained removable prostheses. The abutment can be inserted during the first prosthesis stage and impressions are then taken directly with the Pick-up, Pop-up or digital impression copings.

A cover cap is available to protect the abutment while the bridge is being prepared by the prosthesis maker. If the implant is to be immediately loaded, the use of 6 mm cover caps is recommended.



















	Periodontal height (g)	Seating diameter (d)
		d= 4.3 mm
	1.5	DPCINK4.3H1.5
	2.2	DPCINK4.3H2.2
	3.0	DPCINK4.3H3
	4.0	DPCINK4.3H4
	5.0	DPCINK4.3H5

## Hex wrenches





On conical abutments, use only the latest version of the hex wrench identifiable by the double laser marking.



		Seating diameter 4.3 mm
	Pick-up impression coping + screw *	DTIPICVINK4.3
	Screw*	DVTIPICINK4.3
	Pop-up impression coping + screw *	DTIPOPINK4.3
	Analog	DAIINK4.3N
	Very high cover cap 8mm**	DCCVINK4.3H8
	High cover cap 6mm**	DCCVINK4.3H6
	Low cover cap 3mm**	DCCVINK4.3H3
	Temporary titanium cylinder**	DGTIVINK4.3
	Castable cylinder**	DGCIVINK4.3
	Hybrid cylinder**	DGMSGTINK4.3
	Base for straight conical abutment + screw**	DEVPC4.3
	Polishing cap	DCPAOF4.3-4.7
	Prosthesis screw**	DVPIINK
	Laboratory screw**	DVPIINKLABH2
		DVPIINKLABH2-8 (x8)
	Laboratory guide screw H12**	DVPIINKLABH12
		DVPIINKLABH12-8 (x8)
	Laboratory guide screw H22**	DVPIILAB4.3H22
		DVPIILAB4.3H22-8 (x8)


\* Use DCPOPC and DCPOPC-L wrenches  
 \*\* Use DCM1.2C, DCM1.2 or DCM1.2 L screwdrivers



### Hex wrenches

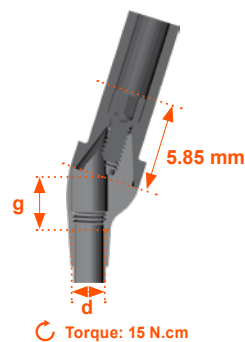


### Digital impression coping

	Titanium digital impression coping for straight conical abutment (PC4.3)	DTNPC4.3
---	--	----------

## Angled conical abutments

Angled conical abutments are indicated for screw-retained bridges and bar-retained removable prostheses. These pillar abutments are available in indexed and non-indexed versions. The pillar abutment is inserted during the first prosthesis stage and impressions are then taken directly with the Pick-up and Pop-up impression copings or thanks to digital impression copings. A cover cap is available to protect the pillar abutment while the bridge is being prepared by the prosthesis maker.



	Periodontal height (g)	Seating diameter (d)
		d= 4.7 mm
 Non indexed 17°	2.5	DPAOFRVINK-17H2.5
	3.5	DPAOFRVINK-17H3.5
	4.3	DPAOFRVINK-17H4.3
 Non indexed 30°	2.5	DPAOFRVINK-30H2.5
	3.5	DPAOFRVINK-30H3.5
	4.3	DPAOFRVINK-30H4.3
 Indexed 17°	2.5	DPAOFVINK-17H2.5
	3.5	DPAOFVINK-17H3.5
	4.3	DPAOFVINK-17H4.3
 Indexed 30°	2.5	DPAOFVINK-30H2.5
	3.5	DPAOFVINK-30H3.5
	4.3	DPAOFVINK-30H4.3

## Hex wrenches



DCM1.2C



DCM1.2


















DCM1.2L



## Driver for angled conical abutment





DPPAOF

	References
 Short Pick-up impression coping + screw*	DTCPICAOFV
 Short impression coping screw*	DVTPICAOF-C
 Long Pick-up impression coping + screw*	DTLPICAOFV
 Long impression coping screw*	DVTPICAOF-L
 Pop-Up impression coping*	DTPOPAOF
 Analog	DAAOFN
 Cover cap**	DCCAOFV
 Temporary titanium cylinder**	DGTPAOFV
 Smooth titanium cylinder**	DGTLAOFV
 Castable cylinder**	DGCAOFV
 Hybrid cylinder**	DGMAOFV
 Base for angled conical abutment + screw**	DEVPAOF
 Prosthesis screw**	DVPAOF
 Polishing cap	DCPAOF4.3-4.7
 Laboratory guide screw**	DVPLABAOFH22 DVPLABAOFH22-8 (x8)

\* Use DCPOPC or DCPOPC-L wrenches

\*\* Use the screwdriver DCM1.2C, DCM1.2 or DCM1.2L



### Hex wrenches



DCM1.2C  
DCM1.2  
DCM1.2L




DCPOPC

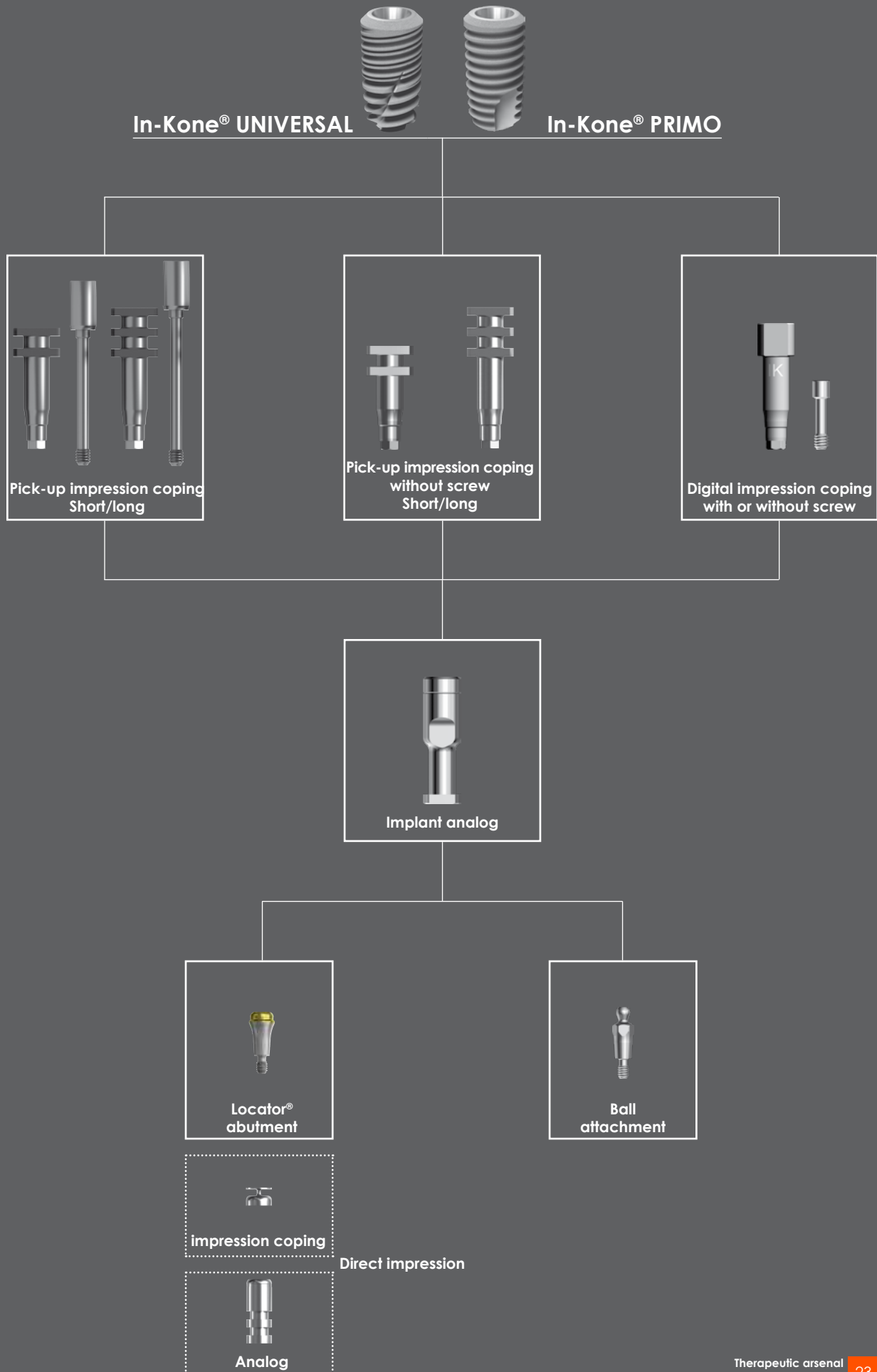


DCPOPC-L

### Digital impression coping

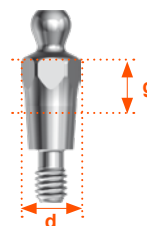
 Titanium digital impression coping for angled conical abutment (PAOF)	DTNPAOF
--	---------

# Removable prosthesis




## Ball attachments

This removable abutment is available in one diameter (4 mm) and two transgingival heights. Its 2.25 mm diameter ball is compatible with attachments from various manufacturers\*. The abutment is implanted using a 1.2 mm hex screwdriver. The maximum allowable divergence is 15° per implant or 30° between two implants. The DCPIMU screwdriver can be used for changing the abutment.



Torque: 20 N.cm

	Periodontal height (g)	Base (d)
		d= 4 mm
	3	DPS22CI4H3
	5	DPS22CI4H5

\* list of all the brands compatible with ball attachments on request

## Wrenches for screwing and unscrewing



DCM1.2



DCPIMU

Dalbo Plus	DDBPELPSTD055890*		Ball's wear depending on insert type
Insert	standard replacement	DDBINSERTSTD*	
	Soft tuning	DDBINSERTRSOFT050*	2.23 à 2.20 mm
	tuning	DDBINSERTR055687*	2.20 à 2.17 mm

Note: Insert is activated with the activator ref. DDBPCVACT43048




Dalbo® is a trademark. Parts manufactured by CENDRES+METAUX C € 0510




## Locator® abutments

Locator® abutments are designed to allow impressions to be taken on screw-retained abutments.

The laboratory works with attachment analogs, which allows the Locator metal cap to be bonded during prosthesis polymerization. Its ability to self-align makes it easier to take impressions and insert the prosthesis, even if the implants diverge up to 40°.













Torque: 20 N.cm

	Periodontal height (g)	Base (d)
		d= 4 mm
	1.5	DLOCPCIH1.5
	3.0	DLOCPCIH3
	4.0	DLOCPCIH4
	5.0	DLOCPCIH5

Locator® is a trademark. Parts manufactured by ZEST ANCHORS C € 0473



		Base (d)
		d= 4.0 mm
	 Impression coping	DLOCTRANSFERT* (x 4)
	 Analog	DLOC4MMANALOG* (x 4)
	 Locator female fitting (housing, block-out spacers and retentions)	DLOCATORPACK* (x 2)
	 Bag of 4 black inserts	DLOCJ0*
Maximum 20° divergence	 Bag of 4 blue inserts 688 g	DLOCJ1*
	 Bag of 4 pink inserts 1361 g	DLOCJ2*
	 Bag of 4 white inserts 2268 g	DLOCJ3*
Maximum 40° divergence	 Bag of 4 red inserts 450 g	DLOCJ4*
	 Bag of 4 green inserts 1810 g	DLOCJ5*
	 Bag of 4 orange inserts 910 g	DLOCJ6*

\*Locator® is a trademark.


Parts manufactured by ZEST ANCHORS CE 0473



# Prosthesis instruments

## Prosthesis kit

This kit is designed for use solely in dental surgeries. It consists of a 1.2 mm manual hex screwdriver, two abutment extractors, a manual wrench for impression copings and a torque wrench.



## Complete In-Kone® UNIVERSAL prosthesis kit (DPCIKIT)

	Description	Reference
	Torque wrench 40N.cm	DCDYN-2*
	Extra-short manual wrench for impression coping	DCPOPC
	Standard manual hexagonal screwdriver 1.2 mm	DCM1.2
	Standard manual extractor for abutments H= 0.7-1.5 and 3	DEMCI2
	Long manual extractor for abutments H= 0.7-1.5-3-5 and 7	DEMCI2L
	Empty box	DCCIPS

(\*) Wrench made by Josef Ganter GmbH CE

## Optional screwdrivers

	Description	Reference
	Manual hexagonal screwdriver 1.2 mm short	DCM1.2C
	Manual hexagonal screwdriver 1.2 mm long	DCM1.2L
	Short contra-angle hexagonal screwdriver	DCCA1.2C
	Long manual wrench for impression coping	DCPOPC-L
	Extra-long manual extractor for abutments H= 0.7-1.5-3-5 and 7	DEMCI2-XL
	Standard manual extractor for posterior abutment and base d= 5.5 mm H= 1.5	DEMPC12-2
	Long manual extractor for posterior abutment and base d= 5.5 mm H= 1.5-2.2-3-4	DEMPC12L-2
	Short abutment driver for posterior abutment and base d= 5.5mm	DPFMPIC12-2

## Special Locator® instrument

The Locator 3 in 1 wrench can be used for screwing attachments, as well as implanting and removing inserts.

\*Locator® is a trademark.

Parts manufactured by ZEST ANCHORS CE 0473



3 in 1 wrench

DTLOCAT\*

## Manual adapter for contra-angle tip

This device converts a contra-angle instrument into a manual one.



DADMA (length 10 mm)

## Abutment driver

This instrument, made only by Global D, allows you to easily and precisely place abutments in the mouth, even in hard-to-access areas.



DPFMCIC (length 20 mm)\*  
DPFMCIL (length 30 mm)\*  
\* Total length of instrument.

## Abutment extractor

A tool for use either in laboratories or dental surgeries. Used to extract the implanted abutment if needed, without bending or applying any torque to the construct.



DEMC12 (length 26 mm)\*  
DEMC12-L (length 31 mm)\*  
DEMC12-XL (length 39 mm)\*  
\* Total length of instrument.

DEMP12-2 (length 24 mm)\*  
DEMP12L-2 (length 29 mm)\*  
\* Total length of instrument.

## Trial abutment kit

This kit of titanium trial abutments consists of abutments with angles of 0°, 7°, 15° & 23° and a 3.0 mm periodontal height. They can be used on the master models in the prosthesis laboratory to validate orders.



Kit of 4 abutments d= 4 mm  
(1 reference of each) DAFCI4-4  
Kit of 8 abutments d= 4 mm  
(2 references of each) DAFCI4-8

## Laboratory screws (x8)

For use solely in laboratories, guide screws or laboratory screws are available in direct implant, tapered abutment or angled tapered abutment versions.



DVPLABCIH2-8 DVPLABCIH12-8

\* Direct implant pictures.

## Grinding handle

The grinding handle is an essential tool for the laboratory and practitioner allowing for precise retouching of abutments.



AMP

## Prosthesis screw

This screw is available individually in case it needs to be changed. It is universal for direct implant connections.



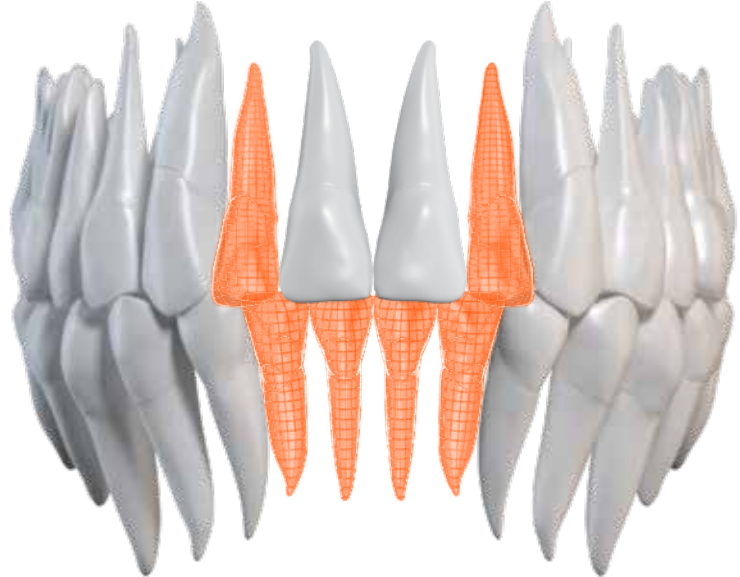
DVPCI

# 3.0 implant

## The prosthesis range

### Indications

The 3.0 implant is a  $d = 3.0$  mm dental implant designed for the restoration of **narrow spaces in the incisor area**.



It is indicated for maxillary lateral incisors and mandibular incisors. In cases of multiple replacement of mandibular incisors, ensure that each tooth is replaced by an implant and avoid bridges.

### Contraindications

- Standard to all implant treatment
- Use as a temporary implant
- Canines, pre-molars and molars
- Stabilisation of adjoining prosthesis
- Use of several implants to replace one tooth

## Concept

The 3.0 **implant** features a locking system that locks the prosthetic components in the mouth **without any transfixation screws**. The prosthetic parts are locked by morse effect thanks to the activator. If needed, they can be deactivated thanks to the extractor designed for this purpose.

**A valuable addition to the therapeutic arsenal**, the 3.0 implant has been designed in the same vein as existing implants, namely to help preserve peri-implant tissue capital.



1 - Introduction of the abutment



2 - Insertion of the activator




3 - Activation



4 - Assembly is activated

## Removing abutments : principle of the extractor

The extractor can be used in both the laboratory and the dental surgery to remove the abutment in place, if required, without bending or applying any torque to the assembly. For removal, the extractor is simply screwed into the abutment.



Prosthetic screwdrivers	
Extractor	Activator
	
	
DEMTZ	DAMTZ




# Range of components

## Signature of the periodontal profile

The healing screw is an essential component in the restoration phase of the 3.0 implant system as it prepares the prosthetic seating for the final component (3.4 mm diameter). **It facilitates** the insertion of the prosthetic component.





Torque :  
manual or 10 N.cm

	Description	Reference
	Healing screw 3.0 d= 3.4, h= 2 mm	DVCITZ3.4H2
	Healing screw 3.0 d= 3.4, h= 4 mm	DVCITZ3.4H4
	Healing screw 3.0 d= 3.4, h= 6 mm	DVCITZ3.4H6

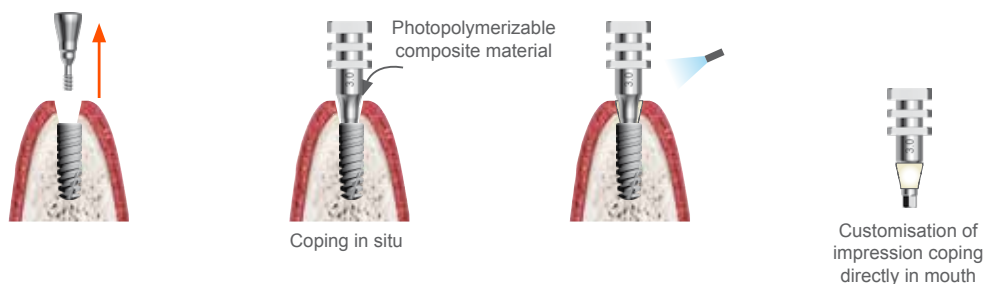


## Direct implant impression coping

	Description	Reference
	Pick-up impression coping without screw	DTDCPICTZ
	Implant analog	DATZ

Two direct impression methods can be used to precisely transfer the emergence profile and gingival rim to your prosthesis laboratory.

## Customisation of impression coping directly in mouth





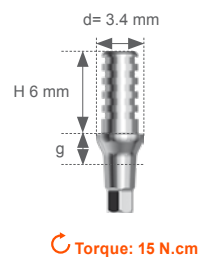
The screw-free **Pick-Up** impression coping is placed directly in the mouth without instruments, using slight manual pressure.

The **access hole** for the impression coping screw can be filled with wax or cotton before taking the impression.

## Abutments for temporary restorations

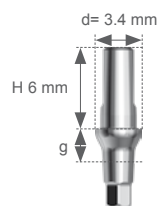
Temporary restoration abutments are used only with single or multi-unit restorations that are not splinted (one implant per tooth).  
15 N.cm (maximum) torque.

	Periodontal height (g)	Reference
	2 mm	DFMPTZ3.4H2
	4 mm	DFMPTZ3.4H4



### 3.4 mm diameter emergence profile





The abutments for 3.0 implants have been designed to initiate emergence of the future tooth. The 0.4 mm shoulder enables to take the thickness of the porcelain and metal of the prosthesis with an **adjustment of the cervical rim of the crown**. Abutments exist in both straight and 7° and 15° angled versions. They are indicated for single or multiple cement-retained restorations (one implant = one tooth).



Torque: 15 N.cm

### Straight abutments




Straight abutments are indicated for **single cement-retained restorations**. Their indications are mainly in the **mandibular incisor area**. The thick sheet metal in the coronal area enables minor modifications to be made without adversely affecting the mechanical strength in this area. The crown section is 6 mm high and is re-touchable over 2 mm.

	Periodontal height (g)	Reference
	1 mm	DFMTZ3.4H1-00
	2 mm	DFMTZ3.4H2-00
	4 mm	DFMTZ3.4H4-00
	6 mm	DFMTZ3.4H6-00

### 7° and 15° angled abutments

Angled abutments are indicated for **single or multiple cement-retained restorations**. Their indications are mainly in the maxillary lateral incisor area. The thick sheet metal in the coronal area enables minor modifications to be made without adversely affecting the mechanical strength in this area.

7° angled		
	Periodontal height	Reference
	2 mm	DFMTZ3.4H2-07
	4 mm	DFMTZ3.4H4-07
	6 mm	DFMTZ3.4H6-07

15° angled		
	Periodontal height	Reference
	2 mm	DFMTZ3.4H2-15
	4 mm	DFMTZ3.4H4-15
	6 mm	DFMTZ3.4H6-15


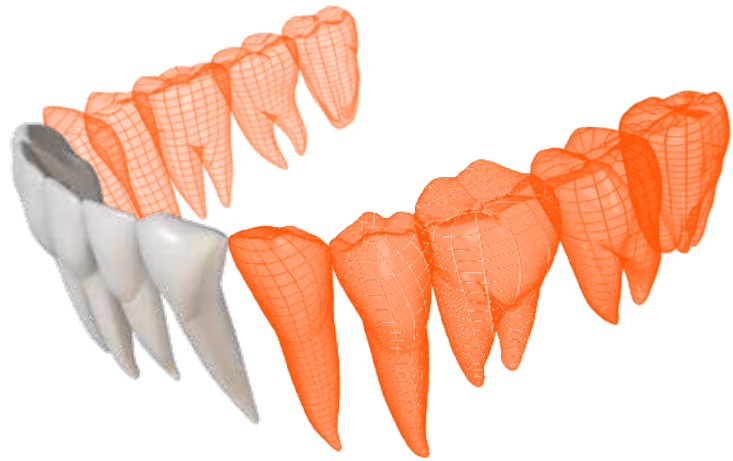
# twinkon<sup>®</sup> 4

## The prosthesis range

### Indications

#### retro-mandibular area

The twinkon<sup>®</sup> 4 is specifically indicated for multiple implants in severely atrophic retro-mandibular areas.



## Key principles

### Vertical positioning of the implant

Ideally, the shoulder of the implant should be positioned slightly subcrestally to enable **bone crimping**.



### Prosthetic lane

Due to its transmucosal collar topped with its external tapered connection, the *twinkovi*<sup>®</sup> 4 requires exact positioning to match it with the prosthetic lane.



### Screw-retained straight conical abutment

Conical abutment is embedded by friction on the external cone and screwed in the implant thanks to the fixing screw. This assembly benefits from specificities of cone to cone connections.

Conical abutment exist in 2 diameters. For diameter 4.3mm, only one height is available: 2.9mm. For diameter 5.4mm, there are 2 heights available: 2.4mm and 3.4mm. Fixing screw is tightened with a manual hexagonal screwdriver 1.2mm at 20 N.cm.



### 4.3 mm & 5.4 mm diameter emergence profile

The conical abutments of the *twinkovi*<sup>®</sup> 4 system have been designed to obtain progressive emergence of the prosthesis. The 5/10<sup>th</sup> shoulder is wide enough to assist with the passive fit of the bridge framework.



### Specific inter-implant spacing




Due to the use of a d= 5.4 mm conical abutment, centre-to-centre inter-implant spacing of at least 7.5 mm is recommended.



# Range of components

## Cover cap & healing screw

 Manual tightening or torque: 10 N.cm max.

	Description	Reference
	Cover cap for twinkor® implant	DCCTWK*
	twinkor® healing screw d= 5 mm, H= 2.6 mm	DVCITWK5H2.6**
	twinkor® healing screw d= 5 mm, H= 4 mm	DVCITWK5H4**

(\*) supplied with the implant

(\*\*) new design available from 4<sup>th</sup> quarter 2020

## Conical abutments d= 5.4mm and prosthetic parts

	Description	Reference	Torque
	twinkor® conical abutment d= 5.4 - H= 2.4 mm	DPCCEH1	
	twinkor® conical abutment d= 5.4 - H= 3.4 mm	DPCCEH2	
	Short Pick-up impression coping for conical abutment	DTCIPICVCE	 Manual tightening
	Long Pick-up impression coping for conical abutment	DTIPICVCE	 Manual tightening
	Extra-long Pick-up impression coping for conical abutment	DTLIPICVCE	 Manual tightening
	Conical abutment cover cap	DCCVCE	 Torque: 15 N.cm
	Conical abutment analog	DAICE	
	Castable cylinder for conical abutment	DGCIVCE	 Torque: 20 N.cm
	Titanium cylinder	DGTIVCE	 Torque: 20 N.cm
	Hybrid abutment	DGMIVCE	 Torque: 20 N.cm
	Abutment screw	DVPICE	 Torque: 20 N.cm


## Conical abutments d= 4.3mm and prosthetic parts






	Description	Reference	Torque
	twinkon® cover cap d= 4.3 mm H= 2.9 mm	DPCTWK4.3	
	twinkon® conical abutment cover cap d= 4.3 mm H= 3 mm	DCCVTWK4.3	↻ Manual tightening
	Conical abutment pick-up impression coping d= 4.3 mm + screw	DTIPICVTWK4.3	↻ Manual tightening
	Conical abutment pop-up impression coping d= 4.3 mm	DTILOPTWK4.3	↻ Manual tightening
	Conical abutment digital impression coping d= 4.3 mm	DTNPCTWK4.3	↻ Manual tightening
	Conical abutment d= 4.3 mm digital analog	DAITWK4.3N	
	Titanium cylinder	DGTIVTWK4.3	↻ Manual tightening
	Castable cylinder	DGCIVTWK4.3	↻ Manual tightening
	Hybrid abutment	DGMIVTWK4.3	↻ Manual tightening
	Titanium base	DEVPCTWK4.3	↻ Manual tightening

## Prosthesis kit

This kit is designed to be used solely in dental surgeries. It consists of a 1.2 mm and a 0.9mm manual hex screwdriver, an extractor for d= 5.4 mm conical abutment, a standard extractor for abutment and d= 4.3 mm conical abutment and a torque wrench.

twinkon® 4 prosthesis kit DPCEKIT  
Empty twinkon® prosthesis box DCCEPS



	Désignation	Référence
	Extractor for medium twinKon® abutment and d= 4.3 conical abutment	DEMCE
	Extractor for d= 5.4 twinKon® conical abutment	DPEPCCE
	Manual standard twinKon® hex screwdriver d= 0.9mm	DCM0.9
	Manual standard hex screwdriver	DCM1.2
	Manual activator for d= 4.3 mm twinKon® conical abutment (optional)	DAMPCTWK4.3

# Technical information

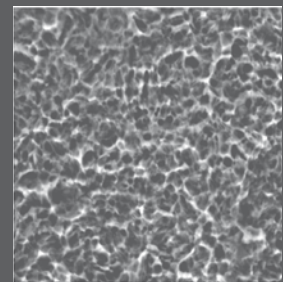


## TA6V ELI (Extra Low Impurity) medical grade titanium alloy, the material of choice for dental implantology

### TA6V ELI, a biocompatible alloy

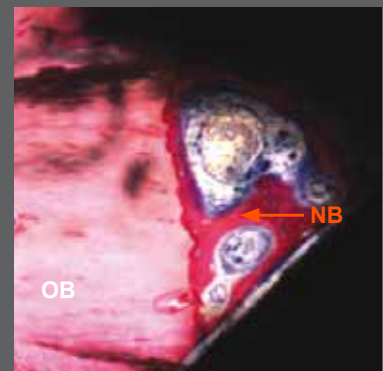
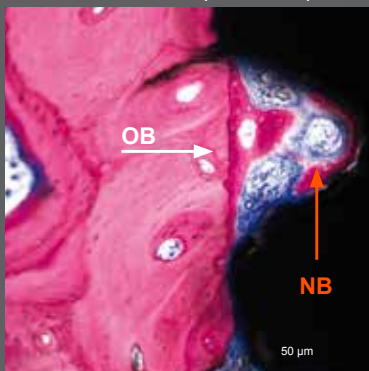
TA6V ELI is a material that complies with the international standard ISO 5832-3. The TA6V ELI combines low density, excellent biocompatibility, low modulus of elasticity and high mechanical strength, which makes it particularly suitable for the manufacture of dental implants.

### SA2 osteoconductive surface treatment

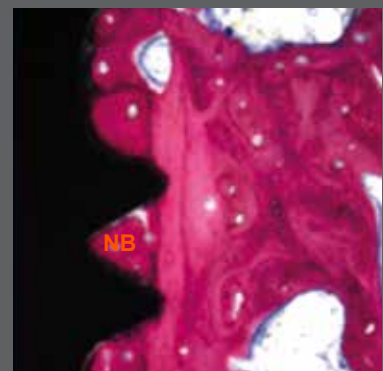
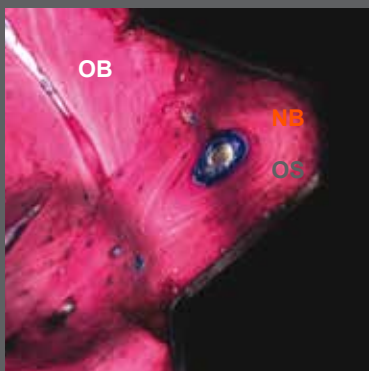
SA2 treatment on the endosseous part of the implants gives the TA6V ELI a surface condition with a double level of osteoconductive roughness.




Bone 3 weeks post-implantation on a beagle



Bone 12 weeks post-implantation on a beagle





Study on beagles carried out by Drs C. Bolle 1-2, P. Exbrayat 2, Gustin M.-P. and B. Grosgeat 1-2, in collaboration with Dr D. Fau 3. (Analysis method: histology, non-decalcified bone, cutting-grinding).



### TA6V ELI, an alloy for high-precision machining

Titanium is a complex material to machine. The hardness of TA6V ELI, compared to that of a more “elastic” grade IV titanium, makes it easier for the material to become detached when being cut. Used with tools that have been specially designed for Global D, **machining precision** can be optimised, which is essential for the biomechanical requirements for implant connections such as the friction taper used in particular for In-Kone®, 3.0 implant and twinkon® 4 implants.




# Technical information

## The prosthetic connection at the heart of the implantable device

### Mechanical results

In industrial terms, the mechanical and antibacterial performance of the interface are closely linked to the precise fit between the male and female parts and also linked to **the control of their surface conditions.**

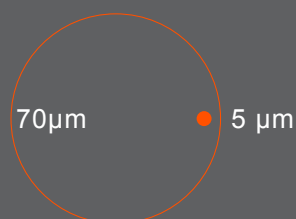


### Industrial know-how and medical devices

**Design, mechanical tests, clinical validation, manufacture, inspection, recording, traceability, CE marking, storage, supply and monitoring of marketing,...**

Global D has a technical setup exclusively devised and customised for the manufacture of dental implants. Our teams of experienced technicians are specially trained on machining medical components. The precision of the cutting conditions enable to master surface conditions at the level of implant connection.

The connections undergo continuous stringent inspection directly on the production lines. The batches are then passed to the inspection department which validates all the critical dimensions. This department has a high-tech setup which enables it to work to an accuracy of approximately +/-5 microns at the connection (the average thickness of a single human hair is 70 microns). Each inspection is recorded and the record kept for the lifetime of the product.



# Global D, partner for your success

## In-Kone<sup>®</sup>, high-performance connection

Committed designers

An experienced technical team

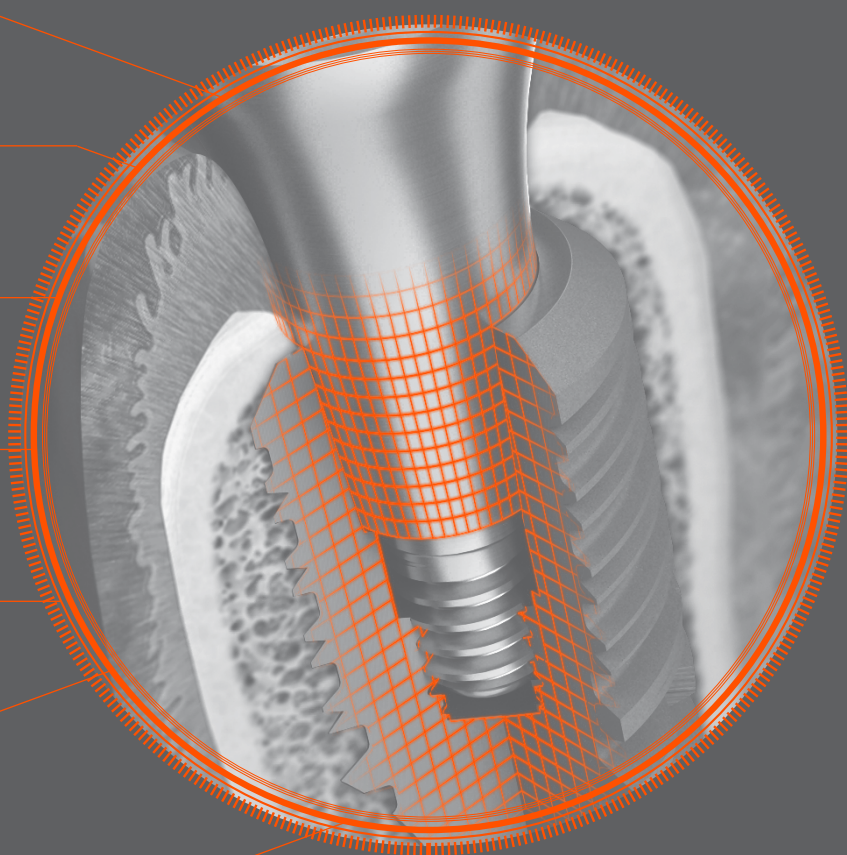
Dedicated industrial facilities

Tested assembly

Inspected components

Faultless traceability

Excellent clinical performance every day



# Component references

## In-Kone® prosthesis

### Healing screws

DVCICI4H1.5	In-Kone® low-profile healing screw d= 4 mm H 1.5 mm
DVCICI4H2.2	In-Kone® low-profile healing screw d= 4 mm H 2.2 mm
DVCICI4H3	In-Kone® low-profile healing screw d= 4 mm H 3 mm
DVCICI4H4	In-Kone® low-profile healing screw d= 4 mm H 4 mm
DVCICI4H5	In-Kone® low-profile healing screw d= 4 mm H 5 mm
DVCICI4H7	In-Kone® low-profile healing screw d= 4 mm H 7 mm
DVCICI5H1.5	In-Kone® low-profile healing screw d= 5 mm H 1.5 mm
DVCICI5H2.2	In-Kone® low-profile healing screw d= 5 mm H 2.2 mm
DVCICI5H3	In-Kone® low-profile healing screw d= 5 mm H 3 mm
DVCICI5H4	In-Kone® low-profile healing screw d= 5 mm H 4 mm
DVCICI5H5	In-Kone® low-profile healing screw d= 5 mm H 5 mm
DVCICI5H7	In-Kone® low-profile healing screw d= 5 mm H 7 mm
DVCICI6.5H1.5	In-Kone® low-profile healing screw d= 6.5 mm H 1.5 mm
DVCICI6.5H2.2	In-Kone® low-profile healing screw d= 6.5 mm H 2.2 mm
DVCICI6.5H3	In-Kone® low-profile healing screw d= 6.5 mm H 3 mm
DVCICI6.5H4	In-Kone® low-profile healing screw d= 6.5 mm H 4 mm
DVCICI6.5H5	In-Kone® low-profile healing screw d= 6.5 mm H 5 mm
DVCIHCI4H1.5	In-Kone® high-profile healing screw d= 4 mm H 1.5 mm
DVCIHCI4H2.2	In-Kone® high-profile healing screw d= 4 mm H 2.2 mm
DVCIHCI4H3	In-Kone® high-profile healing screw d= 4 mm H 3 mm
DVCIHCI4H4	In-Kone® high-profile healing screw d= 4 mm H 4 mm
DVCIHCI4H5	In-Kone® high-profile healing screw d= 4 mm H 5 mm
DVCIHCI4H7	In-Kone® high-profile healing screw d= 4 mm H 7 mm
DVCIHCI5H1.5	In-Kone® high-profile healing screw d= 5 mm H 1.5 mm
DVCIHCI5H2.2	In-Kone® high-profile healing screw d= 5 mm H 2.2 mm
DVCIHCI5H3	In-Kone® high-profile healing screw d= 5 mm H 3 mm
DVCIHCI5H4	In-Kone® high-profile healing screw d= 5 mm H 4 mm
DVCIHCI5H5	In-Kone® high-profile healing screw d= 5 mm H 5 mm
DVCIHCI5H7	In-Kone® high-profile healing screw d= 5 mm H 7 mm
DVCIHCI6.5H1.5	In-Kone® high-profile healing screw d= 6.5 mm H 1.5 mm
DVCIHCI6.5H2.2	In-Kone® high-profile healing screw d= 6.5 mm H 2.2 mm
DVCIHCI6.5H3	In-Kone® high-profile healing screw d= 6.5 mm H 3 mm
DVCIHCI6.5H4	In-Kone® high-profile healing screw d= 6.5 mm H 4 mm
DVCIHCI6.5H5	In-Kone® high-profile healing screw d= 6.5 mm H 5 mm

### Impression copings and Analogs

DTCPICVCI	Short PICK-UP impression coping + screw
DTLPICVCI	Long Pick-up impression coping + screw
DTDCPICCI	Short Pick-up impression coping, direct
DTDLPICCI	Long Pick-up impression coping, direct
DTNVINK	Titanium digital impression coping for In-Kone®
DTNDINK	Titanium digital impression coping In-Kone®, monobloc
DACI	Implant analog

### Temporary abutments

DFMPVCIH1.5	Temporary indexed abutment H 1.5 mm+screw
DFMPVCIH3	Temporary indexed abutment H 3 mm+screw

### Standard abutments

DFMLTDVCI4H1.5	Indexed straight abutment d= 4 H 1.5 mm
DFMLTDVCI4H2.2	Indexed straight abutment d= 4 H 2.2 mm
DFMLTDVCI4H3	Indexed straight abutment d= 4 H 3 mm
DFMLTDVCI4H4	Indexed straight abutment d= 4 H 4 mm
DFMLTDVCI4H5	Indexed straight abutment d= 4 H 5 mm
DFMLTDVCI4H7	Indexed straight abutment d= 4 H 7 mm
DFMLTDVCI5H1.5	Indexed straight abutment d= 5 H 1.5 mm
DFMLTDVCI5H2.2	Indexed straight abutment d= 5 H 2.2 mm
DFMLTDVCI5H3	Indexed straight abutment d= 5 H 3 mm
DFMLTDVCI5H4	Indexed straight abutment d= 5 H 4 mm
DFMLTDVCI5H5	Indexed straight abutment d= 5 H 5 mm
DFMLTDVCI5H7	Indexed straight abutment d= 5 H 7 mm
DFMLTDVCI6.5H1.5	Indexed straight abutment d= 6.5 H 1.5 mm
DFMLTDVCI6.5H2.2	Indexed straight abutment d= 6 H 2.2 mm
DFMLTDVCI6.5H3	Indexed straight abutment d= 6.5 H 3 mm
DFMLTDVCI6.5H4	Indexed straight abutment d= 6 H 4 mm
DFMLTDVCI6.5H5	Indexed straight abutment d= 6.5 H 5 mm
DFMLTAVCI4-7H1.5	Indexed 7° angled abutment d= 4 H 1.5 mm
DFMLTAVCI4-7H2.2	Indexed 7° angled abutment d= 4 H 2.2 mm

DFMLTAVCI4-7H3	Indexed 7° angled abutment d= 4 H 3 mm
DFMLTAVCI4-7H4	Indexed 7° angled abutment d= 4 H 4 mm
DFMLTAVCI4-7H5	Indexed 7° angled abutment d= 4 H 5 mm
DFMLTAVCI5-7H1.5	Indexed 7° angled abutment d= 5 H 1.5 mm
DFMLTAVCI5-7H2.2	Indexed 7° angled abutment d= 5 H 2.2 mm
DFMLTAVCI5-7H3	Indexed 7° angled abutment d= 5 H 3 mm
DFMLTAVCI5-7H4	Indexed 7° angled abutment d= 5 H 4 mm
DFMLTAVCI5-7H5	Indexed 7° angled abutment d= 5 H 5 mm
DFMLTAVCI5-7H7	Indexed 7° angled abutment d= 5 H 7 mm
DFMLTAVCI6.5-7H1.5	Indexed 7° angled abutment d= 6.5 H 1.5 mm
DFMLTAVCI6.5-7H2.2	Indexed 7° angled abutment d= 6.5 H 2.2 mm
DFMLTAVCI6.5-7H3	Indexed 7° angled abutment d= 6.5 H 3 mm
DFMLTAVCI6.5-7H4	Indexed 7° angled abutment d= 6.5 H 4 mm
DFMLTAVCI6.5-7H5	Indexed 7° angled abutment d= 6.5 H 5 mm
DFMLTAVCI4-15H1.5	Indexed 15° angled abutment d= 4 H 1.5 mm
DFMLTAVCI4-15H2.2	Indexed 15° angled abutment d= 4 H 2.2 mm
DFMLTAVCI4-15H 3	Indexed 15° angled abutment d= 4 H 3 mm
DFMLTAVCI4-15H4	Indexed 15° angled abutment d= 4 H 4 mm
DFMLTAVCI4-15H 5	Indexed 15° angled abutment d= 4 H 5 mm
DFMLTAVCI5-15H1.5	Indexed 15° angled abutment d= 5 H 1.5 mm
DFMLTAVCI5-15H2.2	Indexed 15° angled abutment d= 5 H 2.2 mm
DFMLTAVCI5-15H3	Indexed 15° angled abutment d= 5 H 3 mm
DFMLTAVCI5-15H4	Indexed 15° angled abutment d= 5 H 4 mm
DFMLTAVCI5-15H5	Indexed 15° angled abutment d= 5 H 5 mm
DFMLTAVCI5-15H7	Indexed 15° angled abutment d= 5 H 7 mm
DFMLTAVCI6.5-15H1.5	Indexed 15° angled abutment d= 6.5 H 1.5 mm
DFMLTAVCI6.5-15H2.2	Indexed 15° angled abutment d= 6.5 H 2.2 mm
DFMLTAVCI6.5-15H3	Indexed 15° angled abutment d= 6.5 H 3 mm
DFMLTAVCI6.5-15H4	Indexed 15° angled abutment d= 6.5 H 4 mm
DFMLTAVCI6.5-15H5	Indexed 15° angled abutment d= 6.5 H 5 mm
DFMLTAVCI5-23H5	Indexed 23° angled abutment d= 5 H 1.5 mm
DFMLTAVCI5-23H3	Indexed 23° angled abutment d= 5 H 3 mm
DFMLTAVCI5-23H5	Indexed 23° angled abutment d= 5 H 5 mm
DFMLTAVCI5-23H7	Indexed 23° angled abutment d= 5 H 7 mm
DFMLTAVCI6.5-23H1.5	Indexed 23° angled abutment d= 6.5 H 1.5 mm
DFMLTAVCI6.5-23H2.2	Indexed 23° angled abutment d= 6.5 H 2.2 mm
DFMLTAVCI6.5-23H3	Indexed 23° angled abutment d= 6.5 H 3 mm
DFMLTDVCI6.5-23H4	Indexed 23° angled abutment d= 6.5 H 4 mm
DFMLTDVCI6.5-23H5	Indexed 23° angled abutment d= 6.5 H 5 mm

### Scalloped abutments

DFMPDVINK4H1.5	Indexed 0° scalloped abutment d= 4 H 1.5 mm
DFMPDVINK4H2.2	Indexed 0° scalloped abutment d= 4 H 2.2 mm
DFMPDVINK4H3	Indexed 0° scalloped abutment d= 4 H 3 mm
DFMPDVINK4H4	Indexed 0° scalloped abutment d= 4 H 4 mm
DFMPDVINK5H1.5	Indexed 0° scalloped abutment d= 5 H 1.5 mm
DFMPDVINK5H2.2	Indexed 0° scalloped abutment d= 5 H 2.2 mm
DFMPDVINK5H3	Indexed 0° scalloped abutment d= 5 H 3 mm
DFMPDVINK5H4	Indexed 0° scalloped abutment d= 5 H 4 mm
DFMPDVINK6.5H1.5	Indexed 0° scalloped abutment d= 6.5 H 1.5 mm
DFMPDVINK6.5H2.2	Indexed 0° scalloped abutment d= 6.5 H 2.2 mm
DFMPDVINK6.5H3	Indexed 0° scalloped abutment d= 6.5 H 3 mm
DFMPDVINK6.5H4	Indexed 0° scalloped abutment d= 6.5 H 4 mm
DFMPAVINK4-7H1.5	Indexed 7° scalloped abutment d= 4 H 1.5 mm
DFMPAVINK4-7H2.2	Indexed 7° scalloped abutment d= 4 H 2.2 mm
DFMPAVINK4-7H3	Indexed 7° scalloped abutment d= 4 H 3 mm
DFMPAVINK4-7H4	Indexed 7° scalloped abutment d= 4 H 4 mm
DFMPAVINK5-7H1.5	Indexed 7° scalloped abutment d= 5 H 1.5 mm
DFMPAVINK5-7H2.2	Indexed 7° scalloped abutment d= 5 H 2.2 mm
DFMPAVINK5-7H3	Indexed 7° scalloped abutment d= 5 H 3 mm
DFMPAVINK5-7H4	Indexed 7° scalloped abutment d= 5 H 4 mm
DFMPAVINK4-15H1.5	Indexed 15° scalloped abutment d= 4 H 1.5 mm
DFMPAVINK4-15H2.2	Indexed 15° scalloped abutment d= 4 H 2.2 mm
DFMPAVINK4-15H3	Indexed 15° scalloped abutment d= 4 H 3 mm
DFMPAVINK4-15H4	Indexed 15° scalloped abutment d= 4 H 4 mm
DFMPAVINK5-15H1.5	Indexed 15° scalloped abutment d= 5 H 1.5 mm
DFMPAVINK5-15H2.2	Indexed 15° scalloped abutment d= 5 H 2.2 mm
DFMPAVINK5-15H3	Indexed 15° scalloped abutment d= 5 H 3 mm
DFMPAVINK5-15H4	Indexed 15° scalloped abutment d= 5 H 4 mm
DFMPAVINK6.5-15H15	Indexed 15° scalloped abutment d= 6.5 H 1.5 mm
DFMPAVINK6.5-15H22	Indexed 15° scalloped abutment d= 6.5 H 2.2 mm
DFMPAVINK6.5-15H3	Indexed 15° scalloped abutment d= 6.5 H 3 mm
DFMPAVINK6.5-15H4	Indexed 15° scalloped abutment d= 6.5 H 4 mm

## Short abutments

DFMCRVCI4H1.5	Non-indexed short abutment d= 4 H 1.5 mm
DFMCRVCI4H3	Non-indexed short abutment d= 4 H 3 mm
DFMCRVCI4H5	Non-indexed short abutment d= 4 H 5 mm
DFMCRVCI5H1.5	Non-indexed short abutment d= 5 H 1.5 mm
DFMCRVCI5H3	Non-indexed short abutment d= 5 H 3 mm
DFMCRVCI5H5	Non-indexed short abutment d= 5 H 5 mm
DFMCARVCI4-7H1.5	Non-indexed 7° angled short abutment d= 4 H 1.5 mm
DFMCARVCI4-7H3	Non-indexed 7° angled short abutment d= 4 H 3 mm
DFMCARVCI4-7H5	Non-indexed 7° angled short abutment d= 4 H 5 mm
DFMCARVCI5-7H1.5	Non-indexed 7° angled short abutment d= 5 H 1.5 mm
DFMCARVCI5-7H3	Non-indexed 7° angled short abutment d= 5 H 3 mm
DFMCARVCI5-7H5	Non-indexed 7° angled short abutment d= 5 H 5 mm
DFMCARVCI4-15H1.5	Non-indexed 15° angled short abutment d= 4 H 1.5 mm
DFMCARVCI4-15H3	Non-indexed 15° angled short abutment d= 4 H 3 mm
DFMCARVCI4-15H5	Non-indexed 15° angled short abutment d= 4 H 5 mm
DFMCARVCI5-15H1.5	Non-indexed 15° angled short abutment d= 5 H 1.5 mm
DFMCARVCI5-15H3	Non-indexed 15° angled short abutment d= 5 H 3 mm
DFMCARVCI5-15H5	Non-indexed 15° angled short abutment d= 5 H 5 mm
DCCFMCCI4H4	Protective cap d= 4 mm H 4 mm
DCCFMCCI4H6	Protective cap d= 4 mm H 6 mm
DCPFMCCI4	Impression cap d= 4 mm
DCCFMCCI5	Protective cap d= 5 mm H 4 mm
DCPFMCCI5	Impression cap d= 5 mm
DAFMCH6	Abutment analog d= 4 mm H 6
DAFMCCI	Abutment analog d= 5 mm

## Miscellaneous

DEVCI3.8H2	Titanium base d= 3.8 mm H 2 mm
DEVCI3.8H3	Titanium base d= 3.8 mm H 3 mm
DEVCI3.8H4	Titanium base d= 3.8mm H 4 mm
DEVCI5.5H1.5	Titanium base d= 5.5mm H 1.5 mm
DEVCI5.5H2.2	Titanium base d= 5.5mm H 2.2 mm
DEVCI5.5H3	Titanium base d= 5.5mm H 3 mm
DEVCI5.5H4	Titanium base d= 5.5mm H 4 mm
DLABPMVINK	In-Kone pre-milled blank S3DEL

## Straight conical abutments and secondary parts

DPCINK4.3H1.5	Straight conical abutment 0° H 1.5 mm
DPCINK4.3H2.2	Straight conical abutment 0° H 2.2 mm
DPCINK4.3H3	Straight conical abutment 0° H 3 mm
DPCINK4.3H4	Straight conical abutment 0° H 4 mm
DPCINK4.3H5	Straight conical abutment 0° H 5 mm
DCCVINK4.3H3	Conical abutment cover cap.0° H 3 mm
DCCVINK4.3H6	Conical abutment cover cap.0° H 6 mm
DCCVINK4.3H8	Conical abutment cover cap.0° H 8 mm
DTIPICVINK4.3	Conical abutment Pick-Up impression coping 0° +screw
DTIPOPINK4.3	Conical abutment Pop-Up impression coping 0°
DTNPC4.3	Titanium digital impression coping for straight conical abutment
DAIINK4.3N	Conical abutment analog 0°
DGTIVINK4.3	Conical abutment temporary titanium cylinder 0°+ screw
DGCIVINK4.3	Conical abutment castable cylinder 0° +screw
DGMSGTINK4.3	Conical abutment hybrid cylinder 0° +screw
DCPAOF4.3-4.7	Reversible polishing cylinder

## Angled conical abutments and secondary parts

DPAOFRVINK-17H2.5	Non-indexed angled conical abutment, 17° H 2.5 mm
DPAOFRVINK-17H3.5	Non-indexed angled conical abutment, 17° H 3.5 mm
DPAOFRVINK-17H4.3	Non-indexed angled conical abutment, 17° H 4.3 mm
DPAOFRVINK-30H2.5	Non-indexed angled conical abutment, 30° H 2.5 mm
DPAOFRVINK-30H3.5	Non-indexed angled conical abutment, 30° H 3.5 mm
DPAOFRVINK-30H4.3	Non-indexed angled conical abutment, 30° H 4.3 mm
DPAOFVINK-17H2.5	Indexed 17° angled conical abutment H 2.5 mm
DPAOFVINK-17H3.5	Indexed 17° angled conical abutment H 3.5 mm
DPAOFVINK-17H4.3	Indexed 17° angled conical abutment H 4.3 mm
DPAOFVINK-30H2.5	Indexed 30° angled conical abutment H 2.5 mm
DPAOFVINK-30H3.5	Indexed 30° angled conical abutment H 3.5 mm
DPAOFVINK-30H4.3	Indexed 30° angled conical abutment H 4.3 mm
DCCAOFV	Cover cap (6mm)
DTLPICAOFV	Long Pick-up impression coping + screw for conical abutment
DTCPICAOFV	Short Pick-up impression coping + screw for conical abutment

DTPOPAOF	Pop-Up impression coping for conical abutment
DTNPAOF	Titanium digital impression coping for angled conical abutment
DAAOFN	Abutment analog for conical abutment
DGCAOFV	Castable cylinder + screw for conical abutment
DGTLAOFV	Smooth titanium cylinder + screw for conical abutment
DGTPAOFV	Temporary titanium cylinder + screw for conical abutment
DGMAOFV	Hybrid cylinder for conical abutment
DEVPAOF	Tibase for conical abutment + screw
DCPAOF4.3-4.7	Reversible polishing cap for conical abutment

### Ball attachments

DPS22CI4H3	Ball abutment Ø2.2 H 3 mm
DPS22CI4H5	Ball abutment Ø2.2 H 5 mm
DAPS2.25	Ball abutment analogs 2,25 (x 2)
DDBPELPSTD055890	Dalbo Plus kit (housing + insert + block-out spacer)
DDBPINSERTSTD	Standard replacement insert
DDBPINSERTRSOFT050	Soft tuning insert
DDBPINSERTR055687	Tuning insert

### Locator®

DLOCPCIH1.5	Locator® In-Kone® abutment H1.5mm
DLOCPCIH3	Locator® In-Kone® abutment H3mm
DLOCPCIH4	Locator® In-Kone® abutment H 4 mm
DLOCPCIH5	Locator® In-Kone® abutment H5mm
DLOCATORPACK	Female In-Kone® fitting x 2
DLOCJ0	Bag of 4 black In-Kone® inserts
DLOCJ1	Bag of 4 blue In-Kone® inserts 668g 20°
DLOCJ2	Bag of 4 pink In-Kone® inserts 1361g 20°
DLOCJ3	Bag of 4 white In-Kone® inserts 2268g 20°
DLOCJ4	Bag of 4 red In-Kone® inserts 450g 40°
DLOCJ5	Bag of 4 green In-Kone® inserts 1810g 40°
DLOCJ6	Bag of 4 green In-Kone® inserts 910g 40°
DLOCTRANSFERT	4 In-Kone® Locator® impression copings
DLOC4MMANALOG	4 In-Kone® Locator® analogs

## Prosthesis instruments

### Prosthesis kit

DPCIKIT	Full prosthesis kit
DCCIPS	Empty prosthesis box

### Screwdrivers and wrenches

DCM1.2C	Short manual hexagonal screwdriver 1.2 mm L 9 mm
DCM1.2	Standard manual hexagonal screwdriver 1.2 mm L 15 mm
DCM1.2L	Long manual hexagonal screwdriver 1.2 mm L 20 mm
DCCA1.2C	Short contra-angle hexagonal screwdriver 1.2 mm L 18 mm
DCCA1.2	Standard contra-angle hexagonal screwdriver 1.2 mm L 26 mm
DCDYN-2	Torque wrench
DCPOPC	Short manual impression coping wrench
DCPOPC-L	Long manual impression coping wrench
DTLOCAT	3 in 1 screwdriver

### Drivers / Extractors

DPPAOF	Driver for angled conical abutment
DPFMCIC	Short abutment driver, L 17 mm
DPFMCIL	Long abutment driver, L 23 mm
DEMC12	Standard manual extractor for abutments, L 17 mm
DEM12L	Long manual extractor for abutments L 23 mm
DEMC12-XL	Extra-long manual extractor for abutments, L 30 mm

### Trial abutments

DAFCI4-4	4 FM straight and 7°15°23° angled trial abutments
DAFCI4-8	8 FM straight and 7°15°23° angled trial abutments

### Screws supplied individually or per package

DVPCI	Prosthesis screw
DVTLPICCI	Long screw for Pick-Up impression coping
DVTCPICCI	Short screw for Pick-Up impression coping
DVTPICTZ	Pick-Up 3.0 impression coping screw
DVPLABCIH2-8	Package of 8 laboratory screws H 2 mm
DVPLABCIH12-8	Package of 8 guided screws H1 2 mm
DVPIINK	Screw for conical abutment cylinder 0°
DVTIPICINK4.3	Screw for Pick-up conical abutment 0°
DVPIINKLABH2	Laboratory screw conical abutment 0° H 2 mm
DVPIINKLABH2-8	Laboratory screw conical abutment 0° H 2 mm (x 8)
DVPIINKLABH12	Guide screw conical abutment 0° H 12 mm
DVPIINKLABH12-8	Guide screw conical abutment 0° H 12 mm (x 8)
DVPIPLAB4.3H22	Laboratory screw, d= 4.3 conical system H 22 mm

DVPIPLAB4.3H22-8	Laboratory screw, d= 4.3 conical system H 22 mm (x8)
DVPAOF	Screw for hybrid titanium castable cylinders
DVTPICAOF-C	Short screw for Pick-Up impression coping
DVTPICAOF-L	Long screw for Pick-Up impression coping
DVPLABAOFH22	Laboratory screw angled conical abutment, H 22 mm
DVPLABAOFH22-8	Laboratory screw angled conical abutment H 22 mm (x 8)

### Miscellaneous

AMP	Grinding handle
DADMA	Manual adapter for contra-angle tip
DCPIMU	Universal manual wrench for ball abutment


## 3.0 implant prosthesis

DVCITZ3.4H2	3.0 healing screw - d= 3.4 H 2 mm
DVCITZ3.4H4	3.0 healing screw - d= 3.4 H 4 mm
DVCITZ3.4H6	3.0 healing screw - d= 3.4 H 6 mm
DTDCPICTZ	3.0 short Pick-up impression coping, direct
DATZ	3.0 implant analog
DFMPTZ3.4H2	3.0 indexed temporary abutment - d= 3.4 H 2 mm
DFMPTZ3.4H4	3.0 indexed temporary abutment - d= 3.4 H 4 mm
DFMTZ3.4H1-00	3.0 abutment - straight d= 3.4 H 1 mm
DFMTZ3.4H2-00	3.0 abutment - straight d= 3.4 H 2 mm
DFMTZ3.4H4-00	3.0 abutment - straight d= 3.4 H 4 mm
DFMTZ3.4H6-00	3.0 abutment - straight d= 3.4 H 6 mm
DFMTZ3.4H2-07	3.0 abutment - angled 7° d= 3.4 H 2 mm
DFMTZ3.4H4-07	3.0 abutment - angled 7° d= 3.4 H 4 mm
DFMTZ3.4H6-07	3.0 abutment - angled 7° d= 3.4 H 6 mm
DFMTZ3.4H2-15	3.0 abutment - angled 15° d= 3.4 H 2mm
DFMTZ3.4H4-15	3.0 abutment - angled 15° d= 3.4 H 4mm
DFMTZ3.4H6-15	3.0 abutment - angled 15° d= 3.4 H 6mm
DEMTZ	3.0 manual abutment extractor
DAMTZ	3.0 manual abutment activator

## twinkon® 4 prosthesis

DCCTWK	twinkon® cover cap d= 4.3 mm H 2.9 mm (supplied with the implant)
DVCITWK5H2.6	twinkon® healing screw d= 5 mm, H=2.6 mm
DVCITWK5H4	twinkon® healing screw d= 5 mm, H=4 mm
DPCTWK4.3	twinkon® cover cap d= 4.3 mm H 2.9 mm
DCCVTWK4.3	twinkon® conical abutment cover cap d= 4.3 mm H 3 mm
DTIPICVTWK4.3	Conical abutment pick-up impression coping d= 4.3 mm + screw
DTIPOPTWK4.3	Conical abutment pop-up impression coping d= 4.3 mm
DTNPCTWK4.3	Conical abutment digital impression coping d= 4.3 mm
DAITWK4.3N	Conical abutment d= 4.3 mm digital analog
DGTIVTWK4.3	Titanium cylinder
DGCIVTWK4.3	Castable cylinder
DGMIVTWK4.3	Hybrid abutment
DEVPCTWK4.3	Titanium base
DTCPICVCE	Short Pick-up impression coping for conical abutment
DTIPICVCE	Long Pick-up impression coping for conical abutment
DTLIPICVCE	Extra-long Pick-up impression coping for conical abutment
DPCCEH1	twinkon® conical abutment d= 5.4 mm H 2.4 mm
DPCCEH2	twinkon® conical abutment d= 5.4 mm H 3.4 mm
DCCVCE	Conical abutment cover cap
DAICE	Conical abutment analog
DGCIVCE	Castable cylinder for conical abutment
DGTIVCE	Titanium cylinder
DGMIVCE	Hybrid abutment
DVPICE	Abutment screw
DPCEKIT	twinkon® prosthesis kit
DCCEPS	Empty twinkon® 4 prosthesis box
DPEPCCE	Abutment driver/extractor
DCDYN-2	Universal torque wrench
DCM1.2	Standard universal manual screwdriver, hexagonal, d=1.2 mm
DAMPCTWK4.3	Manual activator for d= 4.3 mm twinkon® conical abutment
DEMCE	Extractor for medium twinkon® abutment and d= 4.3 conical abutment

# Global D therapeutic arsenal




Implants with subcrestal shoulder Surgery



Digital Solutions



twinkon®  
Biological signature




Ultimate  
Guided Surgery Protocol




In-Kone®  
Surgery manual




twinkon® 4  
Surgery manual




twinkon®  
Surgery manual



Compendium Vol.1



Compendium Vol.2



Compendium Vol.3

## Fields of application

Implantology

Oral surgery

Pre-implant surgery

Orthognathic surgery

Reconstructive surgery

Facial trauma surgery

Cancer surgery

Cranio-maxillofacial surgery

Orthodontics

Training



ZI de Sacuny  
118 avenue Marcel Mérieux  
69530 Brignais  
France

tel. +33 (0)4 78 56 97 00  
fax +33 (0)4 78 56 01 63

[www.globald.com](http://www.globald.com)

A MENIX group company